

EZE-FLEX®

CLOSED CELL POLYETHYLENE FILLERBOARD



PRODUCT DESCRIPTION

CJSA Eze-Flex® is a closed cell, crossed linked, non-absorbent polyethylene expansion joint filler board for use in expansion and isolation joints in concrete and masonry structures. Eze-Flex® is non-absorbent and has excellent properties allowing it to be used in water retaining / excluding structures where, potable, salt, chlorine and sewerage water is present.



ADVANTAGES

- Non-absorbent
- Lightweight
- No bitumen contents
- Ability to compress and recover
- Non-extruding from joint movement
- Suitable for submerged or trafficable joints
- Durable



AREAS OF APPLICATION

- Slab on ground
- Brickwork and blockwork
- Reinforced concrete structures
- Concrete roads and pavement
- Suspended slabs
- Basement and tunnels
- Water retaining / excluding structures
- Dams and reservoirs

Note : The product's design and performance, its intended use, installation and final confirmation and approval for use, must be provided by the project's Design Engineer and Project Manager.



AVAILABLE SIZES

Eze-Flex® is available in roll form of 75, 100, 125, 150, 200, 250 & 300mm high and special custom sizes are also available. Roll length are in 25 metres and available in thicknesses of 10, 12, 15, 20 & 25mm. The 10mm thickness product comes with a 10mm zipped cut on top for easy removability for future joint sealant placement. Eze-Flex® also available in sheet sizes 2m x 1m. Eze-Flex® rolls are also available with a self-adhesive back on one side. Eze-Flex® stock standard density is 25kg/m³.

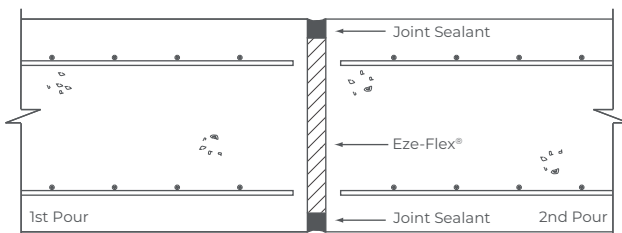


PHYSICAL PROPERTIES FOR 25kg/m³ DENSITY

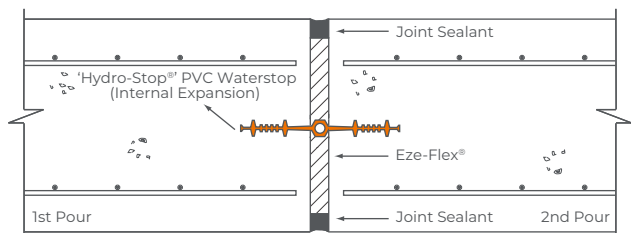
PROPERTY		METHOD	UNIT	RESULT
Density		ISO 845	Kg/m ³	25
Tensile Strength	longitudinal	ISO 1798	MPa	0.21
	transversal		MPa	0.16
Elongation at break	longitudinal	ISO 1798	%	90
	transversal		%	105
Compression stress strain at deflection	10%	ISO 3386	KPa	13
	25%		KPa	33
	50%		KPa	91
Tear Strength	longitudinal	DIN 53507	N/nm	0.6
	transversal		N/nm	0.6
Operating Temperature Range:				
Bending Test		DIN 51949	°C	-40
Dimensional Stability		DIN 53431	°C	95
Compression set (22h, 25%, 23°C) after	0.5h	ISO 1856	%	<15
	24h			<8
Thermal Conductivity at	0°C	DIN 52612	W/mK	app. 0.038
	23°C		W/mK	app. 0.042
	40°C		W/mK	app. 0.045
Water absorption after 28 days		DIN 53433	Vol %	<3
Water vapour diffusion resistance		DIN 52615	l	>1300
Water vapour transmission rate 10 mm		DIN 52615	g/m ² d	<3.0
Water vapour permeability		DIN 52615	ng/Pa s m	<0.15



TYPICAL APPLICATIONS

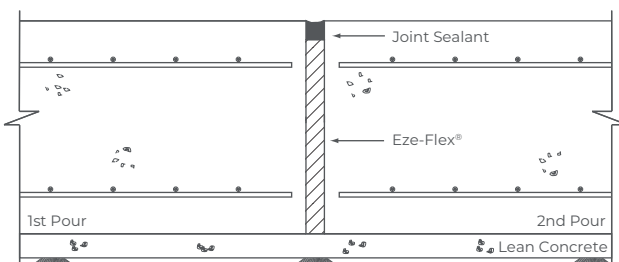


GENERAL PURPOSE

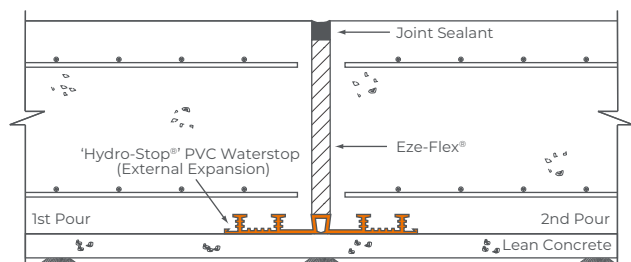


WATER RETAINING / EXCLUDING

STANDARD DETAILS OF WALL APPLICATIONS



GENERAL PURPOSE



WATER RETAINING / EXCLUDING

STANDARD DETAILS OF GROUND SLAB APPLICATIONS





INSTALLATION PROCEDURES

Eze-Flex® is supplied in roll form and is available in various widths to suit the joint depth. **Eze-Flex®** is adhered to the first concrete structure by a contact adhesive. Adhesive is applied directly to the sheet in 50mm diameter 'spots' @ 300mm centers (approximately) or as required. Refer to our installation method for further details, available upon request.



WRITTEN SPECIFICATION

Where shown in the drawings, the expansion joint fillerboard shall be **Eze-Flex®**, closed cell polyethylene fillerboard material, with a minimum density of 25kg/m³, as supplied by **CJSA**. The fillerboard must also be supplied with a factory pre-cut, zipped top, to a minimum depth of 10mm to aid in easy and clean removal for easy joint sealant application. The application/installation of the product must be in accordance with the manufacturer's recommendations.



HEALTH AND SAFETY INFORMATION

For further information or advice on health and safety precautions, safe handling, storage and correct disposal of products, please refer to the most recent product Safety Data Sheet (SDS), which is available upon request.



DISCLAIMER

The information and the recommendations relating to the application and end use of this product are given in good faith and are based on the information provided by the manufacturer of the product and/or the Company's current knowledge and experience in connection with the product when properly stored, handled and applied under normal conditions and no liability of final function at the job site is assumed. In practice, the differences in materials, substrates and actual site conditions are such that no warranty in respect of merchantability of, or fitness for, particular purpose, nor any liability arising out of any legal relationship whatsoever, can be inferred either from this information, or from any written and/or oral recommendations, or from any other advice offered by the Company. The Company also has no express or implied knowledge of any particular purpose for which the product is required and any such information given will not be taken into account in the supply of this product. No responsibility or liability by the Company will be accepted for misuse, misreading or derivation from recommended guidelines in respect of this product and the user shall determine the suitability of the product for his intended use and assume all risks and liability in connection therewith. The information contained in our brochure may change at any time without notice. Any use of this product, **Eze-Flex®**, in any application should be approved as suitable for use/application by the Design Engineer and Project Manager.

Effective Date: 14 NOVEMBER 2019

CJSA

- Unit 2, 18 Farrow Circuit Seaford Rise, South Australia 5169, AUSTRALIA
- +61 432 423 103
- admin@cjsa.net.au

